

Reteach Packet for NC.3.NF.1 & 2

Page 1- Directions (this page)

Page 2- Fractions on a number line

Page 3- Answer Key for Fractions on a number line(for LC use only)

Page 4-Partitioning and Labeling Fractions on a Number line

Page 5- Answer Key for Partitioning and Labeling Fractions on a Number line(for LC use only)

Page 6- Partitioning and Labeling Fractions on a number line extra – no key

Page 7 – Finding Fractions on a number line

Page 8 - Answer Key for Finding Fractions on a number line (for LC use only)

Page 9 – Equivalent Fractions – visual models

Page 10 - - Answer Key for Equivalent Fractions – visual models (for LC use only)

Page 11 – Equivalent Fractions on number lines

Page 12 – Answer Key Equivalent Fractions on number lines(for LC use only)

Page 13 – Bubble Sheet

LC can check the above pages and send back via email or file share.

**\*unless students have an accommodation to mark in book**

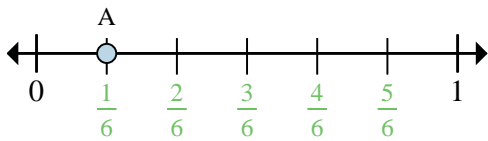
.

\*Please send worksheets back to your math teacher via email or file share.

\*\*All worksheets provided in this packet come from [commoncoreworksheets.com](http://commoncoreworksheets.com) and are not aligned with NC standards but a great resource to practice the expectations with the standards.

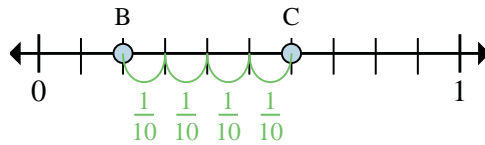


Determine which letter best shows the location of the fraction.



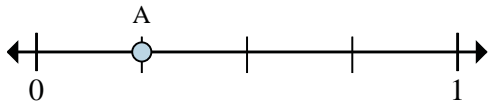
Ex) This numberline is divided into how many pieces?

Ex) What is the location of A (written as a fraction)?



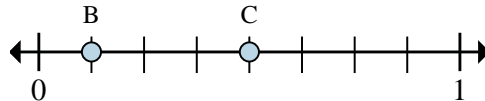
Ex) On this numberline what is the value of 0 written as a fraction?

Ex) On this numberline from B to C is how far (written as a fraction)?



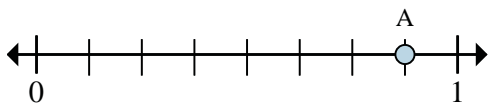
1) This numberline is divided into how many pieces?

2) What is the location of A (written as a fraction)?



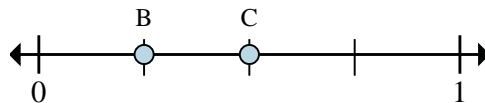
3) On this numberline what is the value of 0 written as a fraction?

4) On this numberline from B to C is how far (written as a fraction)?



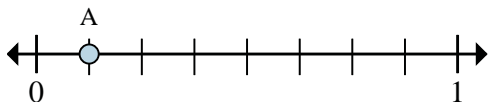
5) This numberline is divided into how many pieces?

6) What is the location of A (written as a fraction)?



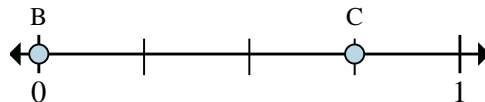
7) On this numberline what is the value of 0 written as a fraction?

8) On this numberline from B to C is how far (written as a fraction)?



9) This numberline is divided into how many pieces?

10) What is the location of A (written as a fraction)?



11) On this numberline what is the value of 1 written as a fraction?

12) On this numberline from B to C is how far (written as a fraction)?

Answers

Ex. 6

Ex. 1/6

Ex. 0/10

Ex. 4/10

1. \_\_\_\_\_

2. \_\_\_\_\_

3. \_\_\_\_\_

4. \_\_\_\_\_

5. \_\_\_\_\_

6. \_\_\_\_\_

7. \_\_\_\_\_

8. \_\_\_\_\_

9. \_\_\_\_\_

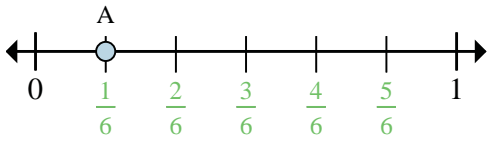
10. \_\_\_\_\_

11. \_\_\_\_\_

12. \_\_\_\_\_

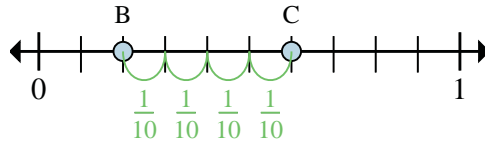


Determine which letter best shows the location of the fraction.



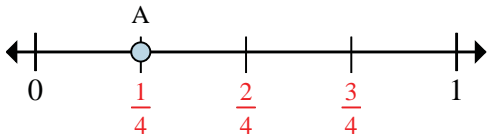
Ex) This numberline is divided into how many pieces?

Ex) What is the location of A (written as a fraction)?



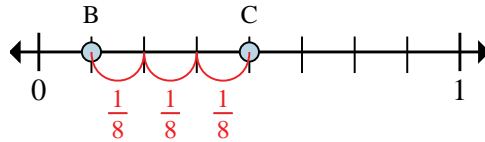
Ex) On this numberline what is the value of 0 written as a fraction?

Ex) On this numberline from B to C is how far (written as a fraction)?



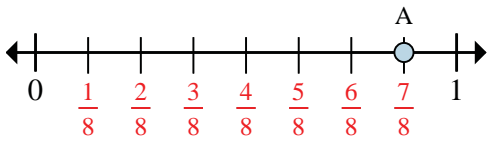
1) This numberline is divided into how many pieces?

2) What is the location of A (written as a fraction)?



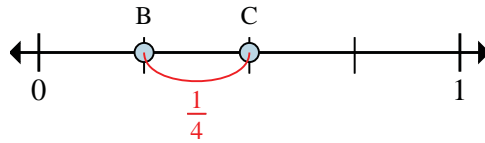
3) On this numberline what is the value of 0 written as a fraction?

4) On this numberline from B to C is how far (written as a fraction)?



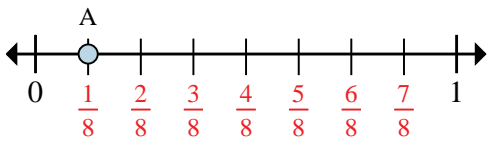
5) This numberline is divided into how many pieces?

6) What is the location of A (written as a fraction)?



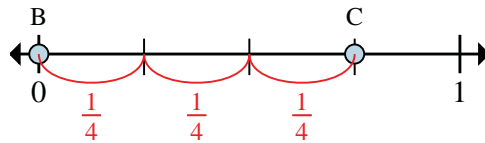
7) On this numberline what is the value of 0 written as a fraction?

8) On this numberline from B to C is how far (written as a fraction)?



9) This numberline is divided into how many pieces?

10) What is the location of A (written as a fraction)?



11) On this numberline what is the value of 1 written as a fraction?

12) On this numberline from B to C is how far (written as a fraction)?

Answers

Ex. 6

Ex. 1/6

Ex. 0/10

Ex. 4/10

1. 4

2. 1/4

3. 0/8

4. 3/8

5. 8

6. 7/8

7. 0/4

8. 1/4

9. 8


10. 1/8

11. 4/4


12. 3/4




1) Partition into 4 equal pieces and label each partition.




2) Partition into 6 equal pieces and label each partition.



3) Partition into 8 equal pieces and label each partition.



4) Partition into 2 equal pieces and label each partition.

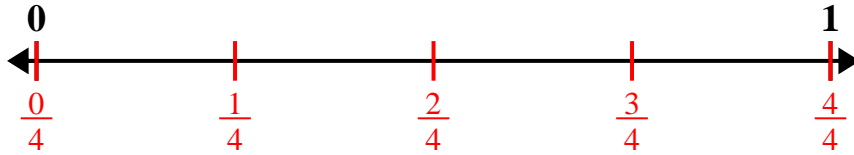


5) Partition into 3 equal pieces and label each partition.

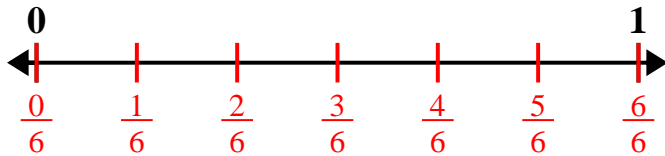




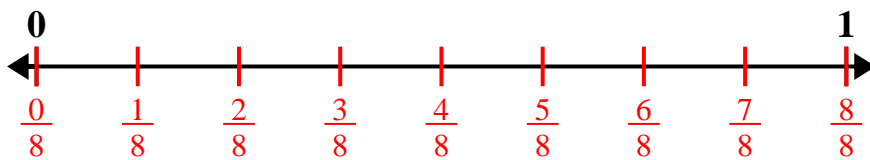
1) Partition into 4 equal pieces and label each partition.



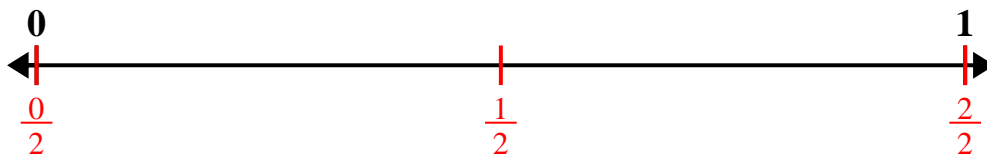
2) Partition into 6 equal pieces and label each partition.



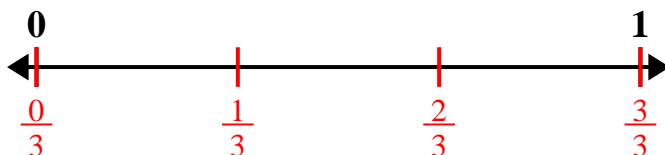
3) Partition into 8 equal pieces and label each partition.



4) Partition into 2 equal pieces and label each partition.



5) Partition into 3 equal pieces and label each partition.






Ex) Partition into 5 equal pieces and label each partition.




1) Partition into 4 equal pieces and label each partition.




2) Partition into 6 equal pieces and label each partition.




3) Partition into 8 equal pieces and label each partition.



4) Partition into 2 equal pieces and label each partition.

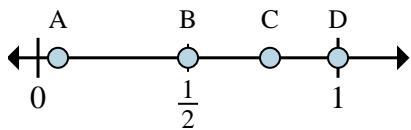


5) Partition into 3 equal pieces and label each partition.

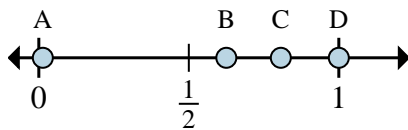




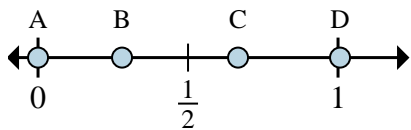
Determine which letter best shows the location of the fraction.



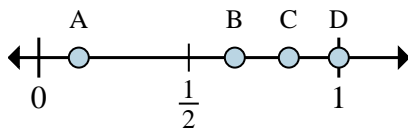
- 1) Which letter best shows  $\frac{1}{2}$ ?
- 2) Which letter best shows  $\frac{2}{2}$ ?



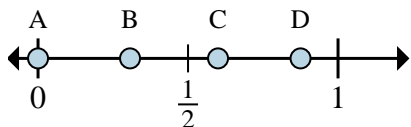
- 3) Which letter best shows  $\frac{5}{8}$ ?
- 4) Which letter best shows  $\frac{8}{8}$ ?



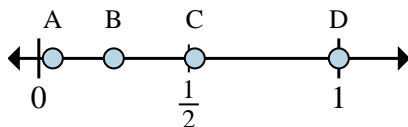
- 5) Which letter best shows  $\frac{0}{3}$ ?
- 6) Which letter best shows  $\frac{2}{3}$ ?



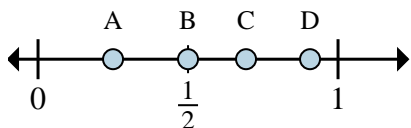
- 7) Which letter best shows  $\frac{6}{6}$ ?
- 8) Which letter best shows  $\frac{5}{6}$ ?



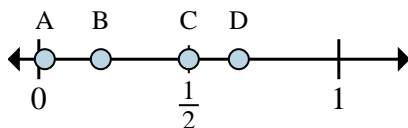
- 9) Which letter best shows  $\frac{0}{8}$ ?
- 10) Which letter best shows  $\frac{7}{8}$ ?



- 11) Which letter best shows  $\frac{4}{4}$ ?
- 12) Which letter best shows  $\frac{1}{4}$ ?



- 13) Which letter best shows  $\frac{2}{8}$ ?
- 14) Which letter best shows  $\frac{4}{8}$ ?



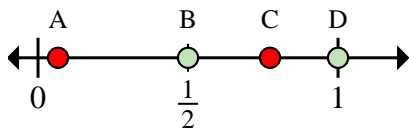
- 15) Which letter best shows  $\frac{4}{6}$ ?
- 16) Which letter best shows  $\frac{3}{6}$ ?

Answers

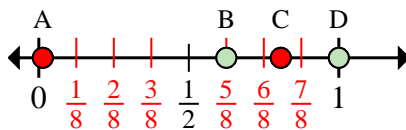
- 1. \_\_\_\_\_
- 2. \_\_\_\_\_
- 3. \_\_\_\_\_
- 4. \_\_\_\_\_
- 5. \_\_\_\_\_
- 6. \_\_\_\_\_
- 7. \_\_\_\_\_
- 8. \_\_\_\_\_
- 9. \_\_\_\_\_
- 10. \_\_\_\_\_
- 11. \_\_\_\_\_
- 12. \_\_\_\_\_
- 13. \_\_\_\_\_
- 14. \_\_\_\_\_
- 15. \_\_\_\_\_
- 16. \_\_\_\_\_



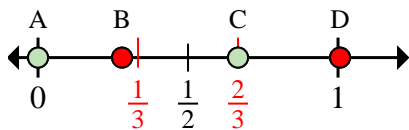
Determine which letter best shows the location of the fraction.



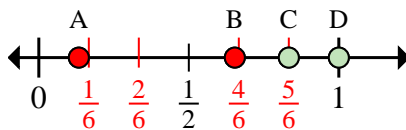
- 1) Which letter best shows  $\frac{1}{2}$ ?
- 2) Which letter best shows  $\frac{2}{2}$ ?



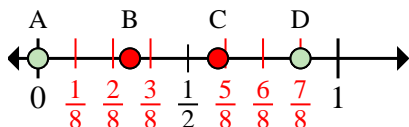
- 3) Which letter best shows  $\frac{5}{8}$ ?
- 4) Which letter best shows  $\frac{8}{8}$ ?



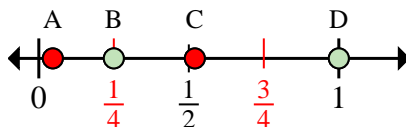
- 5) Which letter best shows  $\frac{0}{3}$ ?
- 6) Which letter best shows  $\frac{2}{3}$ ?



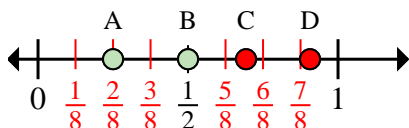
- 7) Which letter best shows  $\frac{6}{6}$ ?
- 8) Which letter best shows  $\frac{5}{6}$ ?



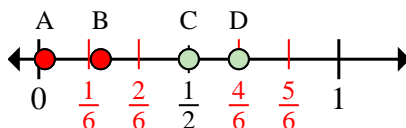
- 9) Which letter best shows  $\frac{0}{8}$ ?
- 10) Which letter best shows  $\frac{7}{8}$ ?



- 11) Which letter best shows  $\frac{4}{4}$ ?
- 12) Which letter best shows  $\frac{1}{4}$ ?



- 13) Which letter best shows  $\frac{2}{8}$ ?
- 14) Which letter best shows  $\frac{4}{8}$ ?



- 15) Which letter best shows  $\frac{4}{6}$ ?
- 16) Which letter best shows  $\frac{3}{6}$ ?

Answers

1.     **B**
2.     **D**
3.     **B**
4.     **D**
5.     **A**
6.     **C**
7.     **D**
8.     **C**
9.     **A**
10.     **D**
11.     **D**
12.     **B**
13.     **A**
14.     **B**
15.     **D**
16.     **C**



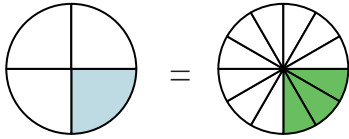


Shade in the visual fraction to find the equivalent fraction.

**Answers**

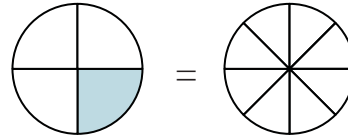
Ex)

$\frac{1}{4} = \frac{3}{12}$



1)

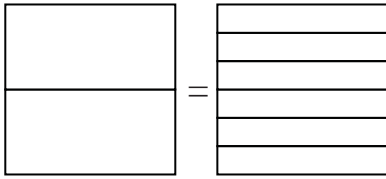
$\frac{1}{4} =$



Ex.  $\frac{3}{12}$

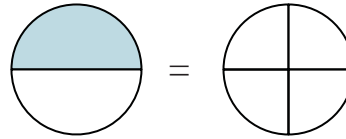
2)

$\frac{1}{2} =$



3)

$\frac{1}{2} =$



1. \_\_\_\_\_

2. \_\_\_\_\_

3. \_\_\_\_\_

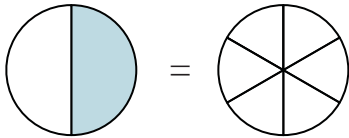
4. \_\_\_\_\_

5. \_\_\_\_\_

6. \_\_\_\_\_

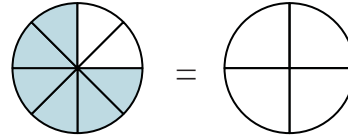
4)

$\frac{1}{2} =$



5)

$\frac{6}{8} =$



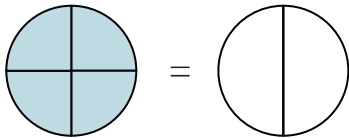
7. \_\_\_\_\_

8. \_\_\_\_\_

9. \_\_\_\_\_

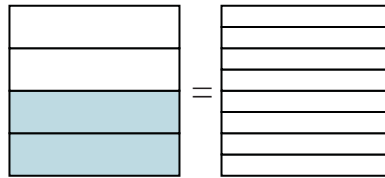
6)

$\frac{4}{4} =$



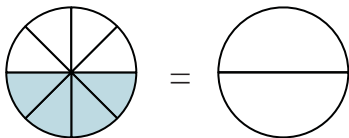
7)

$\frac{2}{4} =$



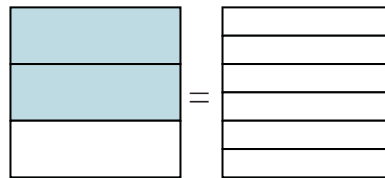
8)

$\frac{4}{8} =$



9)

$\frac{2}{3} =$



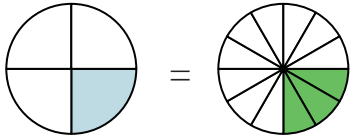


Shade in the visual fraction to find the equivalent fraction.

Answers

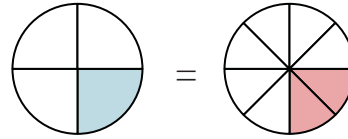
Ex)

$$\frac{1}{4} = \frac{3}{12}$$



1)

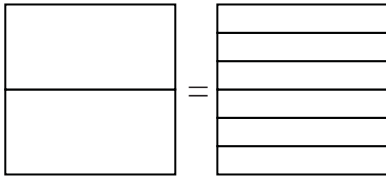
$$\frac{1}{4} = \frac{2}{8}$$



Ex.            $\frac{3}{12}$           

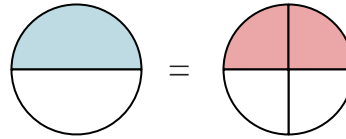
2)

$$\frac{1}{2} = \frac{3}{6}$$



3)

$$\frac{1}{2} = \frac{2}{4}$$



1.            $\frac{2}{8}$           

2.            $\frac{0}{6}$           

3.            $\frac{2}{4}$           

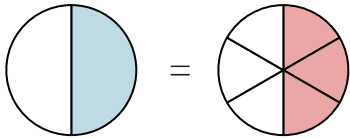
4.            $\frac{3}{6}$           

5.            $\frac{3}{4}$           

6.            $\frac{2}{2}$           

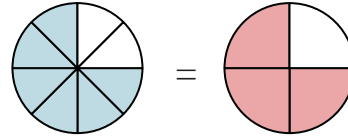
4)

$$\frac{1}{2} = \frac{3}{6}$$



5)

$$\frac{6}{8} = \frac{3}{4}$$



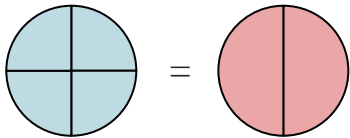
7.            $\frac{4}{8}$           

8.            $\frac{1}{2}$           

9.            $\frac{4}{6}$           

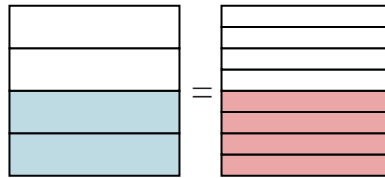
6)

$$\frac{4}{4} = \frac{2}{2}$$



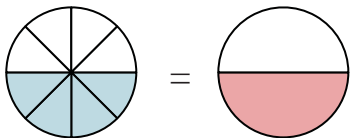
7)

$$\frac{2}{4} = \frac{4}{8}$$



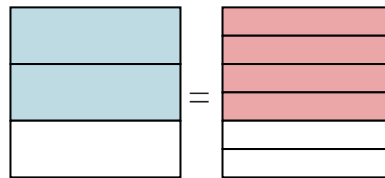
8)

$$\frac{4}{8} = \frac{1}{2}$$



9)

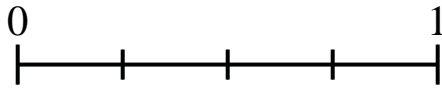
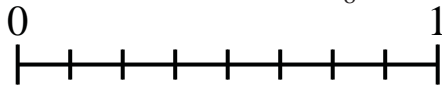
$$\frac{2}{3} = \frac{4}{6}$$



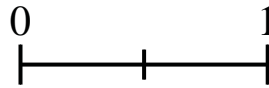
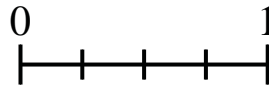


Use the number lines to answer the questions.

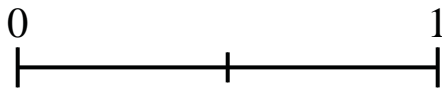
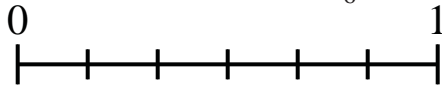
1) Using the number lines shown, what is the equivalent fraction to  $\frac{2}{8}$ ?



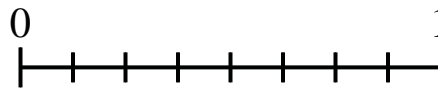
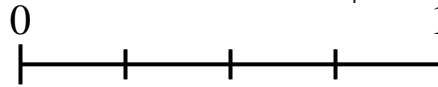
2) Using the number lines shown, what is the equivalent fraction to  $\frac{2}{4}$ ?



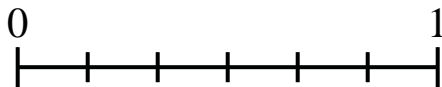

3) Using the number lines shown, what is the equivalent fraction to  $\frac{0}{6}$ ?



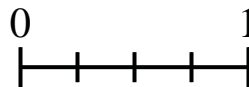
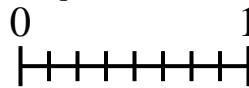
4) Using the number lines shown, what is the equivalent fraction to  $\frac{2}{4}$ ?



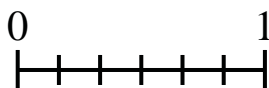
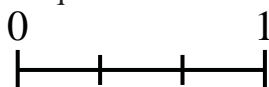
5) Using the number lines shown, what is the equivalent fraction to  $\frac{1}{3}$ ?



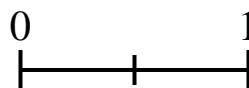
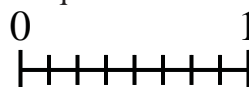
6) Using the number lines shown, what is the equivalent fraction to  $\frac{6}{8}$ ?



7) Using the number lines shown, what is the equivalent fraction to  $\frac{3}{3}$ ?



8) Using the number lines shown, what is the equivalent fraction to  $\frac{4}{8}$ ?



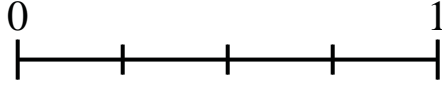
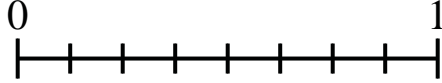
Answers

1. \_\_\_\_\_
2. \_\_\_\_\_
3. \_\_\_\_\_
4. \_\_\_\_\_
5. \_\_\_\_\_
6. \_\_\_\_\_
7. \_\_\_\_\_
8. \_\_\_\_\_

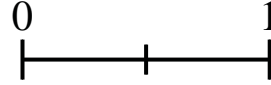
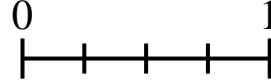


Use the number lines to answer the questions.

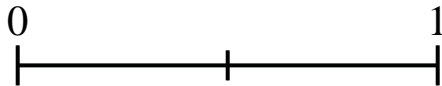
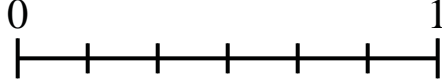
1) Using the number lines shown, what is the equivalent fraction to  $\frac{2}{8}$ ?



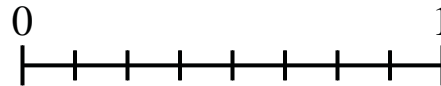
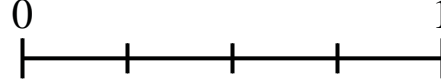
2) Using the number lines shown, what is the equivalent fraction to  $\frac{2}{4}$ ?



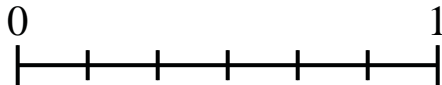

3) Using the number lines shown, what is the equivalent fraction to  $\frac{0}{6}$ ?



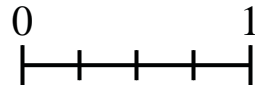
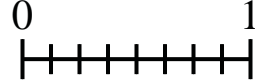
4) Using the number lines shown, what is the equivalent fraction to  $\frac{2}{4}$ ?



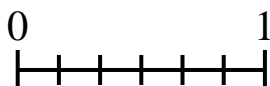
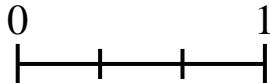
5) Using the number lines shown, what is the equivalent fraction to  $\frac{1}{3}$ ?



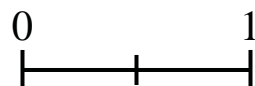
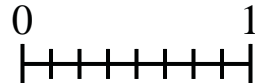
6) Using the number lines shown, what is the equivalent fraction to  $\frac{6}{8}$ ?



7) Using the number lines shown, what is the equivalent fraction to  $\frac{3}{3}$ ?



8) Using the number lines shown, what is the equivalent fraction to  $\frac{4}{8}$ ?



**Answers**

1.  $\frac{1}{4}$

2.  $\frac{1}{2}$

3.  $\frac{0}{2}$

4.  $\frac{4}{8}$

5.  $\frac{2}{6}$

6.  $\frac{3}{4}$

7.  $\frac{6}{6}$

8.  $\frac{1}{2}$

# End-of-Grade Mathematics Test — Grade 3

Student Name
_____

Calculator Inactive (Calculator Use NOT Allowed)



BEGIN TEST HERE

- |                   |                    |                    |                    |                    |
|-------------------|--------------------|--------------------|--------------------|--------------------|
| 1 (A) (B) (C) (D) | 7 (A) (B) (C) (D)  | 13 (A) (B) (C) (D) | 19 (A) (B) (C) (D) | 25 (A) (B) (C) (D) |
| 2 (A) (B) (C) (D) | 8 (A) (B) (C) (D)  | 14 (A) (B) (C) (D) | 20 (A) (B) (C) (D) | 26 (A) (B) (C) (D) |
| 3 (A) (B) (C) (D) | 9 (A) (B) (C) (D)  | 15 (A) (B) (C) (D) | 21 (A) (B) (C) (D) | 27 (A) (B) (C) (D) |
| 4 (A) (B) (C) (D) | 10 (A) (B) (C) (D) | 16 (A) (B) (C) (D) | 22 (A) (B) (C) (D) |                    |
| 5 (A) (B) (C) (D) | 11 (A) (B) (C) (D) | 17 (A) (B) (C) (D) | 23 (A) (B) (C) (D) |                    |
| 6 (A) (B) (C) (D) | 12 (A) (B) (C) (D) | 18 (A) (B) (C) (D) | 24 (A) (B) (C) (D) |                    |

This is the end of the calculator inactive items. Do not begin the calculator active part of the test until you have raised your hand and been given a calculator.

Calculator Active (Calculator Use Allowed)



- |                    |                    |                    |                    |                    |
|--------------------|--------------------|--------------------|--------------------|--------------------|
| 28 (A) (B) (C) (D) | 35 (A) (B) (C) (D) | 42 (A) (B) (C) (D) | 49 (A) (B) (C) (D) | 56 (A) (B) (C) (D) |
| 29 (A) (B) (C) (D) | 36 (A) (B) (C) (D) | 43 (A) (B) (C) (D) | 50 (A) (B) (C) (D) | 57 (A) (B) (C) (D) |
| 30 (A) (B) (C) (D) | 37 (A) (B) (C) (D) | 44 (A) (B) (C) (D) | 51 (A) (B) (C) (D) | 58 (A) (B) (C) (D) |
| 31 (A) (B) (C) (D) | 38 (A) (B) (C) (D) | 45 (A) (B) (C) (D) | 52 (A) (B) (C) (D) | 59 (A) (B) (C) (D) |
| 32 (A) (B) (C) (D) | 39 (A) (B) (C) (D) | 46 (A) (B) (C) (D) | 53 (A) (B) (C) (D) |                    |
| 33 (A) (B) (C) (D) | 40 (A) (B) (C) (D) | 47 (A) (B) (C) (D) | 54 (A) (B) (C) (D) |                    |
| 34 (A) (B) (C) (D) | 41 (A) (B) (C) (D) | 48 (A) (B) (C) (D) | 55 (A) (B) (C) (D) |                    |

